


JERRYCAN
PACKAGING//10KG


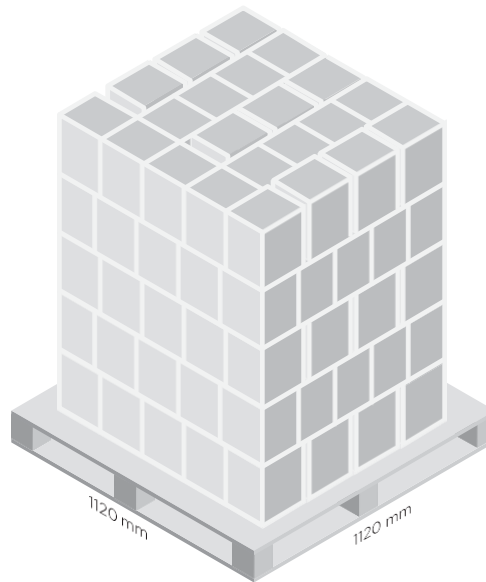




JERRYCAN 10KG



LOGISTIC



CARTON BOX

Box Content:	10 Kg
Size:	316 x 225 x 194

JERRY CAN

Content:	10 Kg
-----------------	-------


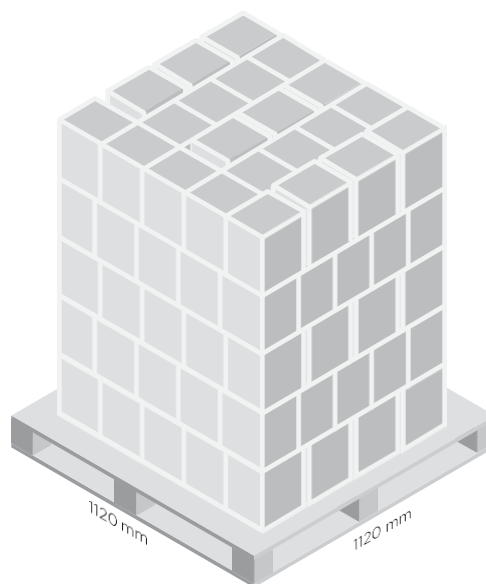
PALLETIZATION

Size:	1120 x 1120
Unit Box:	5 x 4 x 3
	5 x 5 x 2
Total Box:	110

CONTAINER 40' DRY/REEFER

Pallets:	20
Boxes per pallet:	110
Total Box:	2.200
Weight:	22 tn

LOGISTIC



CARTON BOX

Box Content:	10 Kg
Size:	316 x 225 x 194

JERRY CAN

Content:	10 Kg
-----------------	-------

PALLETIZATION

Size:	1120 x 1120
Unit Box:	5 x 4 x 3
	5 x 5 x 2
Total Box:	110

CONTAINER 20' DRY REEFER

Pallets:	10	8
Boxes per pallet:	110	110
Total Box:	1.100	880
Weight:	11 tn	8.8 tn



JERRYCAN
PACKAGING//10KG

